



2012



## Round 6 : Phillip Island GP Circuit : August 17 - 19

### SUPERSTOCK

### Race 2

Date: 19/08/12  
 Event: R05  
 Weather: Mostly cloudy - Temp: 10.7C  
 Track: Dry - Temp: 10.4C

Started at: 09:58:28  
 Laps: 8  
 Starters: 16  
 Printed at: 11:18


### PROVISIONAL CLASSIFICATION


Pos	No	Gr	Name	Machine	Laps	Race Time	Behind	Fastest Lap	On Lap	Top Speed
1	2	C	Daniel FALZON (SA) / Caterpillar / YRD / Yamaha Pitmans	Yamaha YZF-R6	8	13:19.840		1:38.757	5	254
2	93	C	Adrian DI GIANDOMENICO (VIC) / Stafford Motorcycles / Azzona Drainage / Würth Australia	Yamaha YZF-R6	8	13:22.936	3.096	1:38.668	3	253
3	36	C	Brad GROSS (QLD) / Gross Racing / Silverstar / Penrite / Gimoto	Yamaha YZF-R6	8	13:29.427	9.587	1:39.598	5	256
4	32	C	James BECK (NSW) / Yamaha / YRD / Evermil / Shark Helmets / IPONE / IXON	Yamaha YZF-R6	8	13:29.436	9.596	1:39.784	6	258
5	83	C	Kyle BUCKLEY (QLD) / YRD / Doyle Media Services / Motorcycle Accessory Shop	Yamaha YZF-R6	8	13:36.750	16.910	1:40.857	4	257
6	68	D	Mitch LEVY (NSW) / Racers Edge Performance / Hills Motorcycles / Motul	Suzuki GSX-R	8	13:46.554	26.714	1:41.856	3	251
7	50	D	Callum SPRIGGS (QLD) / Allsite Concrete Cutting / YRD	Yamaha YZF-R6	8	13:47.637	27.797	1:42.327	3	256
8	22	C	Phil CZAJ (VIC) / Reevu / Supersprox / Stickerart	Yamaha YZF-R6	8	13:51.907	32.067	1:42.381	3	249
9	34	C	James MUTTON (QLD) / Brisbane Motorcycles / Swann Insurance	Suzuki GSX-R	8	13:56.130	36.290	1:42.986	2	251
10	58	C	Luke BURGESS (QLD) / Mackay Kawasaki / Kawasaki Australia / JP Piping	Kawasaki ZX6R	8	13:58.565	38.725	1:43.445	7	249
11	67	D	Brenton HYDE (NSW) / Lismore Motorcycles / The Channon Tavern	Yamaha YZF-R6	8	13:58.620	38.780	1:43.094	7	249
12	24	C	Daniel MAYES (QLD)	Suzuki GSX-R	8	14:21.425	1:01.585	1:46.266	4	246
13	76	C	Scott GAPPS (NSW) / TOAD Racing	Kawasaki ZX6R	8	14:43.315	1:23.475	1:48.705	7	249
14	81	C	Gary TIDD (VIC) / Waterjet Solutions	Yamaha YZF-R6	8	14:59.008	1:39.168	1:50.234	8	239
15	62	C	Mark ARNOLD (VIC)	Yamaha YZF-R6	7	13:34.077	1 Lap	1:53.793	5	229
DNF	78	C	Michael BLAIR (NSW)	Yamaha YZF-R6	6	10:24.169	2 Laps	1:42.355	2	254

Fastest Lap was 1:38.668 by Adrian DI GIANDOMENICO (VIC)

Current race record for STK class - 1:38.354 by Michael JONES (QLD) on a Yamaha YZF-R6 set on 26/02/11

The results are provisional until the end of the time limit for protests and appeals.

  
 Chief Time Keeper - Scott Laing

  
 Clerk of Course - Tom Williams



Computime Race Timing Systems Pty Ltd © 1996-2008

Licensed to Computime Race Timing Systems

[www.computime.com.au](http://www.computime.com.au)

COMPUTIME RACE TIMING SYSTEMS PTY LTD

9 Timber Lane, Glen Waverley, Vic 3150. Ph : 0418 17 13 17

E-mail : [scott@computime.com.au](mailto:scott@computime.com.au)





2012



## Round 6 : Phillip Island GP Circuit : August 17 - 19

### SUPERSTOCK

### Race 2

Date: 19/08/12  
 Event: R05  
 Weather: Mostly cloudy - Temp: 10.7C  
 Track: Dry - Temp: 10.4C


Started at: 09:58:28  
 Laps: 8  
 Starters: 16  
 Printed at: 11:18

### PROVISIONAL LAP TIMES

No	Name	Lap 1	Lap 2	Lap 3	Lap 4	Lap 5	Lap 6	Lap 7	Lap 8
2	Daniel FALZON (SA)	1:45.168	1:39.353	1:39.191	1:39.080	<b>1:38.757</b>	1:38.943	1:39.411	1:39.937
22	Phil CZAJ (VIC)	1:51.463	1:44.477	<b>1:42.381</b>	1:43.184	1:42.563	1:42.443	1:42.464	1:42.932
24	Daniel MAYES (QLD)	1:53.750	1:47.293	1:47.023	<b>1:46.266</b>	1:46.842	1:46.493	1:47.428	1:46.330
32	James BECK (NSW)	1:47.086	1:40.927	1:40.113	1:40.267	1:40.179	<b>1:39.784</b>	1:40.986	1:40.094
34	James MUTTON (QLD)	1:50.784	<b>1:42.986</b>	1:44.115	1:43.112	1:43.832	1:43.376	1:43.670	1:44.255
36	Brad GROSS (QLD)	1:47.761	1:41.079	1:40.280	1:40.056	<b>1:39.598</b>	1:39.717	1:40.023	1:40.913
50	Callum SPRIGGS (QLD)	1:50.060	1:42.726	<b>1:42.327</b>	1:42.422	1:42.514	1:42.705	1:42.470	1:42.413
58	Luke BURGESS (QLD)	1:49.352	1:44.113	1:44.353	1:44.014	1:44.377	1:44.012	<b>1:43.445</b>	1:44.899
62	Mark ARNOLD (VIC)	2:03.270	1:56.378	1:55.543	1:54.261	<b>1:53.793</b>	1:53.883	1:56.949	
67	Brenton HYDE (NSW)	1:51.477	1:44.459	1:43.920	1:43.382	1:43.248	1:43.140	<b>1:43.094</b>	1:45.900
68	Mitch LEVY (NSW)	1:48.620	1:42.030	<b>1:41.856</b>	1:42.082	1:42.425	1:42.765	1:43.143	1:43.633
76	Scott GAPPS (NSW)	1:57.735	1:49.795	1:48.933	1:49.262	1:49.568	1:50.161	<b>1:48.705</b>	1:49.156
78	Michael BLAIR (NSW)	1:49.338	<b>1:42.355</b>	1:42.837	1:42.867	1:43.202	1:43.570		
81	Gary TIDD (VIC)	2:00.632	1:52.341	1:52.172	1:50.653	1:50.583	1:50.498	1:51.895	<b>1:50.234</b>
83	Kyle BUCKLEY (QLD)	1:46.934	1:41.772	1:41.513	<b>1:40.857</b>	1:41.200	1:40.959	1:41.551	1:41.964
93	Adrian DI GIANDOMENICO (VIC)	1:47.143	1:40.586	<b>1:38.668</b>	1:38.816	1:39.029	1:39.143	1:39.237	1:40.314

The results are provisional until the end of the time limit for protests and appeals.

  
 Chief Time Keeper - Scott Laing

  
 Clerk of Course - Tom Williams



Computime Race Timing Systems Pty Ltd © 1996-2008


Licensed to Computime Race Timing Systems

[www.computime.com.au](http://www.computime.com.au)

COMPUTIME RACE TIMING SYSTEMS PTY LTD

9 Timber Lane, Glen Waverley, Vic 3150. Ph : 0418 17 13 17

E-mail : [scott@computime.com.au](mailto:scott@computime.com.au)





2012



# Round 6 : Phillip Island GP Circuit : August 17 - 19

## SUPERSTOCK

### Race 2

Date: 19/08/12  
 Event: R05  
 Weather: Mostly cloudy - Temp: 10.7C  
 Track: Dry - Temp: 10.4C

Started at: 09:58:28  
 Laps: 8  
 Starters: 16  
 Printed at: 11:18

### PROVISIONAL SPLIT TIMES

Lap	Split 1	Split 2	Split 3	Lap Time	Speed	Lap	Split 1	Split 2	Split 3	Lap Time	Speed
<b>2 Daniel FALZON (SA) (1st)</b>						<b>58 Luke BURGESS (QLD) (10th)</b>					
1	38.092	39.661	27.415	1:45.168	197	1	39.361	41.497	<b>28.494</b>	1:49.352	192
2	32.225	39.666	27.462	1:39.353	253	2	<b>33.686</b>	41.868	28.559	1:44.113	248
3	32.142	39.510	27.539	1:39.191	253	3	33.886	41.612	28.855	1:44.353	248
4	<b>31.928</b>	39.614	27.538	1:39.080	254	4	33.750	41.367	28.897	1:44.014	239
5	31.998	<b>39.302</b>	27.457	<b>1:38.757</b>	253	5	33.734	41.808	28.835	1:44.377	249
6	32.186	39.373	<b>27.384</b>	1:38.943	254	6	34.290	41.151	28.571	1:44.012	245
7	32.205	39.561	27.645	1:39.411	253	7	33.691	<b>41.091</b>	28.663	<b>1:43.445</b>	247
8	32.682	39.684	27.571	1:39.937	254	8	34.015	41.864	29.020	1:44.899	243
<b>22 Phil CZAJ (VIC) (8th)</b>						<b>62 Mark ARNOLD (VIC) (15th)</b>					
1	40.268	42.023	29.172	1:51.463	191	1	45.488	46.009	31.773	2:03.270	188
2	33.952	41.752	28.773	1:44.477	243	2	38.245	45.966	32.167	1:56.378	229
3	33.405	40.906	<b>28.070</b>	<b>1:42.381</b>	242	3	38.305	45.256	31.982	1:55.543	226
4	33.303	41.494	28.387	1:43.184	249	4	37.686	45.124	31.451	1:54.261	224
5	<b>33.044</b>	41.169	28.350	1:42.563	246	5	<b>37.468</b>	<b>44.894</b>	31.431	<b>1:53.793</b>	227
6	33.315	40.851	28.277	1:42.443	243	6	37.518	45.161	<b>31.204</b>	1:53.883	227
7	33.333	<b>40.642</b>	28.489	1:42.464	242	7	38.337	46.115	32.497	1:56.949	225
8	33.651	40.732	28.549	1:42.932	241	<b>67 Brenton HYDE (NSW) (11th)</b>					
<b>24 Daniel MAYES (QLD) (12th)</b>						1	40.324	42.119	29.034	1:51.477	198
1	41.103	43.136	29.511	1:53.750	187	2	33.833	41.605	29.021	1:44.459	247
2	34.795	43.109	29.389	1:47.293	246	3	34.027	41.192	28.701	1:43.920	242
3	34.829	42.871	29.323	1:47.023	243	4	33.424	41.145	28.813	1:43.382	247
4	<b>34.510</b>	42.358	29.398	<b>1:46.266</b>	243	5	33.595	41.014	<b>28.639</b>	1:43.248	244
5	34.803	42.691	29.348	1:46.842	242	6	33.476	<b>40.911</b>	28.753	1:43.140	249
6	34.838	42.496	<b>29.159</b>	1:46.493	243	7	<b>33.230</b>	41.122	28.742	<b>1:43.094</b>	244
7	34.739	42.414	30.275	1:47.428	243	8	33.312	40.920	31.668	1:45.900	244
8	34.716	<b>42.295</b>	29.319	1:46.330	243	<b>68 Mitch LEVY (NSW) (6th)</b>					
<b>32 James BECK (NSW) (4th)</b>						1	39.005	41.318	28.297	1:48.620	195
1	38.429	40.566	28.091	1:47.086	194	2	<b>32.960</b>	40.919	<b>28.151</b>	1:42.030	251
2	32.536	40.561	27.830	1:40.927	258	3	33.203	40.330	28.323	<b>1:41.856</b>	247
3	<b>32.328</b>	39.825	27.960	1:40.113	251	4	33.466	<b>40.280</b>	28.336	1:42.082	246
4	32.377	39.847	28.043	1:40.267	251	5	33.339	40.680	28.406	1:42.425	244
5	32.501	39.856	27.822	1:40.179	248	6	33.479	40.689	28.597	1:42.765	244
6	32.462	<b>39.532</b>	<b>27.790</b>	<b>1:39.784</b>	250	7	33.752	40.773	28.618	1:43.143	243

*Scott Laing*  
 Chief Time Keeper - Scott Laing

*Tom Williams*  
 Clerk of Course - Tom Williams



Computime Race Timing Systems Pty Ltd © 1996-2008

Licensed to Computime Race Timing Systems

[www.computime.com.au](http://www.computime.com.au)

COMPUTIME RACE TIMING SYSTEMS PTY LTD

9 Timber Lane, Glen Waverley, Vic 3150. Ph : 0418 17 13 17

E-mail : [scott@computime.com.au](mailto:scott@computime.com.au)







2012



# Round 6 : Phillip Island GP Circuit : August 17 - 19

## SUPERSTOCK

### Race 2

Date: 19/08/12  
 Event: R05  
 Weather: Mostly cloudy - Temp: 10.7C  
 Track: Dry - Temp: 10.4C

Started at: 09:58:28  
 Laps: 8  
 Starters: 16  
 Printed at: 11:18

### PROVISIONAL SPLIT TIMES

Lap	Split 1	Split 2	Split 3	Lap Time	Speed	Lap	Split 1	Split 2	Split 3	Lap Time	Speed
7	32.765	40.347	27.874	1:40.986	249	8	33.907	40.955	28.771	1:43.633	243
8	32.349	39.785	27.960	1:40.094	251						
<b>34 James MUTTON (QLD) (9th)</b>						<b>76 Scott GAPPS (NSW) (13th)</b>					
1	40.067	41.825	28.892	1:50.784	193	1	42.908	44.542	30.285	1:57.735	187
2	33.572	<b>40.919</b>	<b>28.495</b>	<b>1:42.986</b>	251	2	35.901	44.045	<b>29.849</b>	1:49.795	245
3	33.722	41.703	28.690	1:44.115	251	3	<b>35.321</b>	43.556	30.056	1:48.933	249
4	<b>33.466</b>	40.929	28.717	1:43.112	248	4	35.529	43.688	30.045	1:49.262	248
5	33.508	41.572	28.752	1:43.832	246	5	35.730	43.736	30.102	1:49.568	249
6	33.560	41.045	28.771	1:43.376	244	6	35.676	44.061	30.424	1:50.161	249
7	33.676	41.123	28.871	1:43.670	245	7	35.571	<b>43.132</b>	30.002	<b>1:48.705</b>	248
8	33.790	41.190	29.275	1:44.255	243	8	35.466	43.567	30.123	1:49.156	247
<b>36 Brad GROSS (QLD) (3rd)</b>						<b>78 Michael BLAIR (NSW) (DNF)</b>					
1	38.757	40.840	28.164	1:47.761	192	1	39.656	41.419	<b>28.263</b>	1:49.338	193
2	32.413	40.512	28.154	1:41.079	255	2	<b>33.339</b>	<b>40.635</b>	28.381	<b>1:42.355</b>	254
3	32.402	39.905	27.973	1:40.280	256	3	33.606	40.915	28.316	1:42.837	250
4	32.345	39.847	27.864	1:40.056	253	4	33.676	40.665	28.526	1:42.867	250
5	<b>32.282</b>	39.671	27.645	<b>1:39.598</b>	252	5	33.888	40.898	28.416	1:43.202	249
6	32.589	39.589	<b>27.539</b>	1:39.717	256	6	33.665	41.147	28.758	1:43.570	252
7	32.594	<b>39.529</b>	27.900	1:40.023	255	<b>81 Gary TIDD (VIC) (14th)</b>					
8	32.684	40.113	28.116	1:40.913	248	1	44.371	45.617	30.644	2:00.632	185
<b>50 Callum SPRIGGS (QLD) (7th)</b>						2	36.863	44.917	30.561	1:52.341	236
1	39.885	41.785	28.390	1:50.060	195	3	36.963	44.541	30.668	1:52.172	236
2	33.331	41.096	28.299	1:42.726	256	4	36.500	44.102	30.051	1:50.653	233
3	33.251	40.804	<b>28.272</b>	<b>1:42.327</b>	254	5	36.645	44.146	<b>29.792</b>	1:50.583	231
4	33.202	40.870	28.350	1:42.422	254	6	36.459	44.048	29.991	1:50.498	236
5	33.314	40.840	28.360	1:42.514	253	7	36.670	44.779	30.446	1:51.895	232
6	33.256	40.932	28.517	1:42.705	250	8	<b>36.386</b>	<b>43.719</b>	30.129	<b>1:50.234</b>	239
7	33.305	<b>40.791</b>	28.374	1:42.470	250	<b>83 Kyle BUCKLEY (QLD) (5th)</b>					
8	<b>33.174</b>	40.856	28.383	1:42.413	250	1	38.377	40.398	<b>28.159</b>	1:46.934	196
						2	32.640	40.554	28.578	1:41.772	254
						3	<b>32.473</b>	40.802	28.238	1:41.513	257
						4	32.519	<b>40.013</b>	28.325	<b>1:40.857</b>	256
						5	32.535	40.334	28.331	1:41.200	255

*Scott Laing*  
 Chief Time Keeper - Scott Laing

*Tom Williams*  
 Clerk of Course - Tom Williams



Computime Race Timing Systems Pty Ltd © 1996-2008

Licensed to Computime Race Timing Systems

[www.computime.com.au](http://www.computime.com.au)

COMPUTIME RACE TIMING SYSTEMS PTY LTD

9 Timber Lane, Glen Waverley, Vic 3150. Ph : 0418 17 13 17

E-mail : [scott@computime.com.au](mailto:scott@computime.com.au)





2012



# Round 6 : Phillip Island GP Circuit : August 17 - 19

## SUPERSTOCK Race 2

Date: 19/08/12  
Event: R05  
Weather: Mostly cloudy - Temp: 10.7C  
Track: Dry - Temp: 10.4C

Started at: 09:58:28  
Laps: 8  
Starters: 16  
Printed at: 11:18

### PROVISIONAL SPLIT TIMES

Lap	Split 1	Split 2	Split 3	Lap Time	Speed	Lap	Split 1	Split 2	Split 3	Lap Time	Speed
						6	32.485	40.259	28.215	1:40.959	254
						7	32.710	40.484	28.357	1:41.551	252
						8	32.746	40.769	28.449	1:41.964	252
<b>93 Adrian DI GIANDOMENICO (VIC) (2nd)</b>											
						1	38.564	40.498	28.081	1:47.143	191
						2	32.689	40.355	27.542	1:40.586	253
						3	<b>32.034</b>	<b>39.086</b>	27.548	<b>1:38.668</b>	250
						4	32.059	39.277	<b>27.480</b>	1:38.816	249
						5	32.057	39.367	27.605	1:39.029	248
						6	32.086	39.275	27.782	1:39.143	251
						7	32.208	39.252	27.777	1:39.237	249
						8	32.714	39.657	27.943	1:40.314	249

The results are provisional until the end of the time limit for protests and appeals.

Chief Time Keeper - Scott Laing

Clerk of Course - Tom Williams




Computime Race Timing Systems Pty Ltd © 1996-2008  
Licensed to Computime Race Timing Systems

[www.computime.com.au](http://www.computime.com.au)

**COMPUTIME RACE TIMING SYSTEMS PTY LTD**

9 Timber Lane, Glen Waverley, Vic 3150. Ph : 0418 17 13 17

E-mail : [scott@computime.com.au](mailto:scott@computime.com.au)





2012



# Round 6 : Phillip Island GP Circuit : August 17 - 19

## SUPERSTOCK

### Race 2

Date: 19/08/12  
Event: R05  
Weather: Mostly cloudy - Temp: 10.7C  
Track: Dry - Temp: 10.4C

Started at: 09:58:28  
Laps: 8  
Starters: 16  
Printed at: 11:18

### PROVISIONAL FASTEST LAPS SEQUENCE

Lap	Race Pos	No	Name	Machine	Fastest Lap	On Lap
1	1	2	Daniel FALZON (SA)	Yamaha YZF-R6	1:45.168	1
2	1	2	Daniel FALZON (SA)	Yamaha YZF-R6	1:39.353	2
3	1	2	Daniel FALZON (SA)	Yamaha YZF-R6	1:39.191	3
3	2	93	Adrian DI GIANDOMENICO (VIC)	Yamaha YZF-R6	1:38.668	3

The results are provisional until the end of the time limit for protests and appeals.

Chief Time Keeper - Scott Laing

Clerk of Course - Tom Williams



Computime Race Timing Systems Pty Ltd © 1996-2008


Licensed to Computime Race Timing Systems

[www.computime.com.au](http://www.computime.com.au)

**COMPUTIME RACE TIMING SYSTEMS PTY LTD**

9 Timber Lane, Glen Waverley, Vic 3150. Ph : 0418 17 13 17

E-mail : [scott@computime.com.au](mailto:scott@computime.com.au)





2012



# Round 6 : Phillip Island GP Circuit : August 17 - 19

## SUPERSTOCK

### Race 2

Date: 19/08/12  
Event: R05  
Weather: Mostly cloudy - Temp: 10.7C  
Track: Dry - Temp: 10.4C

Started at: 09:58:28  
Laps: 8  
Starters: 16  
Printed at: 11:18

## PROVISIONAL LAP SHEET

Lap 1		Lap 2		Lap 3		Lap 4		Lap 5		Lap 6		Lap 7		Lap 8	
1:45.168	2	3:24.521	2	5:03.712	2	6:42.792	2	8:21.549	2	10:00.492	2	11:39.903	2	13:19.840	2
-1.766	83	-3.208	93	-2.685	93	-2.421	93	-2.693	93	-2.893	93	-2.719	93	-3.096	93
-1.918	32	-3.492	32	-4.414	32	-5.601	32	-7.023	32	-7.864	32	-8.611	36	-9.587	36
-1.975	93	-4.185	83	-5.408	36	-6.384	36	-7.225	36	-7.999	36	-9.439	32	-9.596	32
-2.593	36	-4.319	36	-6.507	83	-8.284	83	-10.727	83	-12.743	83	-14.883	83	1 lap	62
-3.452	68	-6.129	68	-8.794	68	-11.796	68	-15.464	68	-19.286	68	-23.018	68	-16.910	83
-4.170	78	-7.172	78	-10.818	78	-14.605	78	-18.500	50	-22.262	50	-25.321	50	-26.714	68
-4.184	58	-8.265	50	-11.401	50	-14.743	50	-19.050	78	-23.677	78	-29.072	22	-27.797	50
-4.892	50	-8.944	58	-14.106	58	-18.205	34	-22.519	22	-26.019	22	-31.972	34	-32.067	22
-5.616	34	-9.249	34	-14.173	34	-18.713	22	-23.280	34	-27.713	34	-32.817	67	-36.290	34
-6.295	22	-11.415	67	-14.609	22	-19.040	58	-24.660	58	-29.134	67	-33.763	58	-38.725	58
-6.309	67	-11.419	22	-16.144	67	-20.446	67	-24.937	67	-29.729	58	-55.192	24	-38.780	67
-8.582	24	-16.522	24	-24.354	24	-31.540	24	-39.625	24	-47.175	24	-1:14.256	76	-1:01.585	24
-12.567	76	-23.009	76	-32.751	76	-42.933	76	-53.744	76	-1:04.962	76	-1:28.871	81	-1:23.475	76
-15.464	81	-28.452	81	-41.433	81	-53.006	81	-1:04.832	81	-1:16.387	81			-1:39.168	81
-18.102	62	-35.127	62	-51.479	62	-1:06.660	62	-1:21.696	62	-1:36.636	62				

The results are provisional until the end of the time limit for protests and appeals.

*Scott Laing*

Chief Time Keeper - Scott Laing

*Tom Williams*

Clerk of Course - Tom Williams



Computime Race Timing Systems Pty Ltd © 1996-2008

Licensed to Computime Race Timing Systems

[www.computime.com.au](http://www.computime.com.au)

COMPUTIME RACE TIMING SYSTEMS PTY LTD

9 Timber Lane, Glen Waverley, Vic 3150. Ph : 0418 17 13 17

E-mail : [scott@computime.com.au](mailto:scott@computime.com.au)







2012



# Round 6 : Phillip Island GP Circuit : August 17 - 19

## SUPERSTOCK

### Race 2

Started at: 09:58:28

Date: 19/08/12

Event: R05

Laps: 8

Weather: Mostly cloudy - Temp: 10.7C

Starters: 16

Track: Dry - Temp: 10.4C

Printed at: 11:18

## PROVISIONAL LAP CHART

Grid	1	2	3	4	5	6	7	8
2	2	2	2	2	2	2	2	2
32	83	93	93	93	93	93	93	93
93	32	32	32	32	32	32	36	36
36	93	83	36	36	36	36	32	32
83	36	36	83	83	83	83	83	83
68	68	68	68	68	68	68	68	68
58	78	78	78	78	50	50	50	50
22	58	50	50	50	78	78	22	22
34	50	58	58	34	22	22	34	34
67	34	34	34	22	34	34	67	58
50	22	67	22	58	58	67	58	67
78	67	22	67	67	67	58	24	24
41	24	24	24	24	24	24	76	76
76	76	76	76	76	76	76	81	81
62	81	81	81	81	81	81	62	
81	62	62	62	62	62	62		
24								

The results are provisional until the end of the time limit for protests and appeals.

Chief Time Keeper - Scott Laing

Clerk of Course - Tom Williams



Computime Race Timing Systems Pty Ltd © 1996-2008

Licensed to Computime Race Timing Systems

[www.computime.com.au](http://www.computime.com.au)

**COMPUTIME RACE TIMING SYSTEMS PTY LTD**

9 Timber Lane, Glen Waverley, Vic 3150. Ph : 0418 17 13 17

E-mail : [scott@computime.com.au](mailto:scott@computime.com.au)

